



Operating Instructions

bks-3/CIU
bks-6/12/CIU

Ultrasonic edge sensor with one analogue output

Product Description

The bks ultrasonic edge sensor is a fork sensor for scanning the edges of sound-impermeable materials such as foil or paper.

The fork's lower leg is equipped with an ultrasonic sensor which cyclically emits short sound impulses, which are detected by the ultrasonic receiver accommodated in the upper fork leg. Material immersing into the fork covers this sound path and thus attenuates the receive signal in dependence of the coverage, which is evaluated by the internal electronics. An analogue signal is output in dependence of the coverage degree.

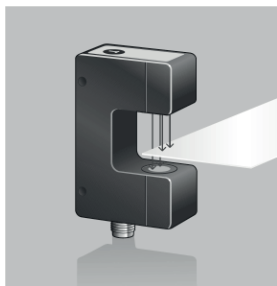


Fig.1: Functional principle

Technical data		
Fork width	30 mm	60 mm
Fork depth	33 mm	134 mm
Operating range	6 mm (±3 mm)	6 mm (±3 mm)
Angle of beam spread	-	-
Transducer frequency	200 kHz	200 kHz
Resolution	0,025 mm	0,025 mm
Reproducibility	± 0,1 mm	± 0,1 mm
Accuracy	± 0,1 mm at constant ambient conditions	± 0,1 mm at constant ambient conditions
Operating voltage U_B	20 to 30 V DC, reverse polarity protection	20 to 30 V DC, reverse polarity protection
Voltage ripple	± 10 %	± 10 %
No-load current consumption	≤50 mA	≤50 mA
Housing	Aluminium anodized, plastic parts: PBT Ultrasonic transducer: polyurethane foam, epoxy resin with glass contents	Aluminium anodized, plastic parts: PBT Ultrasonic transducer: polyurethane foam, epoxy resin with glass contents
Class of protection to EN 60 529	IP 65	IP 65
Type of connection	5-pin M12 initiator plug, Brass, nickel-plated	5-pin M12 initiator plug, Brass, nickel-plated
Controls	Teach-in-button	Teach-in-button
Indicators	1 x LED green: center position; 2 x LED yellow: deviation from center position	1 x LED green: center position; 2 x LED yellow: deviation from center position
Programmable	No	No
Synchronization	No	No
Operating temperature	+5°C to +60°C	+5°C to +60°C
Storage temperature	-40°C to +85°C	-40°C to +85°C
Weight	140 g	290 g
Response time	2,5 ms	2,5 ms
Repetition rate	2 ms	2 ms
Time delay before availability	< 300 ms	< 300 ms
Order No.	bks-3/CIU	bks-6/12/CIU
Analogue output	current output 4-20 mA, voltage output 0-10 V short-circuit-proof, rising/falling characteristic	current output 4-20 mA, voltage output 0-10 V short-circuit-proof, rising/falling characteristic

- Via the teach-in button on the edge sensor's top, the zero position of the edge to be controlled is set.
- Choosing between rising and falling output characteristic is possible.
- Three LEDs indicate the position of the web material inside the fork.
- No safety component in accordance with the EU Machine Directive.
- **Installation**
 - Mount the sensor at the installation site.
 - Connect a connection cable to the M12 device plug.
- **Safety Notes**
 - Read the operating instructions prior to start-up.
 - Connection, installation and adjustment works may only be carried out by expert personnel.
- **Factory setting**
 - Analogue output on voltage output
- **Start-Up**
 - Connect the power supply.
 - Carry out the adjustment in accordance with the diagram.

Maintenance
Microsonic sensors are maintenance-free. With heavy dirt deposits, we recommend a cleaning of the white sensor surface.

Note
■ The web material should be in the area of ± 5 mm around the center between the ultrasonic transmitter and receiver.



2014/30/EU

Contact

Sensor Partners BV

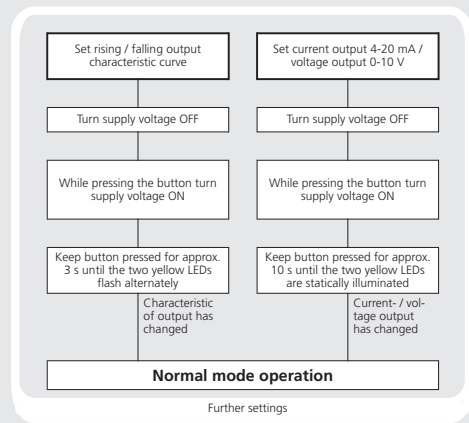
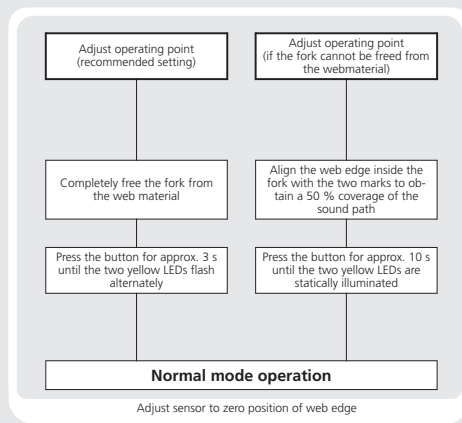
James Wattlaan 15
5151 DP Drunen
The Netherlands
+31 (0)416 - 37 82 39
info@sensorpartners.com
sensorpartners.com

Sensor Partners BVBA

Z.1 Researchpark 310
B-1731, Zellik
Belgium

+32 (0)2 - 464 96 90
info@sensorpartners.com
sensorpartners.com

Sensor adjustment with Teach-in procedure



microsonic GmbH / Phoenixseestraße 7 / 44263 Dortmund / Germany / T +49 231 975151-0 / F +49 231 975151-5 / E info@microsonic.de / W microsonic.de
The content of this document is subject to technical changes. Specifications in this document are presented in a descriptive way only. They do not warrant any product features.